



सत्यमेव जयते

# भारतीय राष्ट्रीय राजमार्ग प्राधिकरण

(सड़क परिवहन और राजमार्ग मंत्रालय, भारत सरकार)

## National Highways Authority of India

(Ministry of Road Transport & Highways, Govt. of India)

क्षेत्रीय कार्यालय : एफ-120, जनपथ, श्याम नगर, जयपुर-302019

Regional Office : F-120, Janpath, Shyam Nagar, Jaipur-302019

Tel. (O) / फोन : (ऑ.) 0141-2292056, 2292049

E-mail / ई-मेल : rojaipur@nhai.org Web. / वेब : www.nhai.gov.in



13

क्रमांक:- भाराराप्रा / 14024 / 1 / 2022-क्षे.का.ज. / उ.शु.द. / बी.-एस.-जी. / 3724 दिनांक 22.03.2022

परियोजना निदेशक,

भारतीय राष्ट्रीय राजमार्ग प्राधिकरण

परियोजना कार्यान्वयन इकाई-बाड़मेर

जे-2/2, मालानी कर्मचारी कॉलोनी,

बलदेव नगर, एन.एच.-15, बाड़मेर-344001

Sub: Widening and strengthening of Barmer-Sanchore-Gujraat Border (Upto Gandhav Bridge) Section of NH-15 with two Lane with paved shoulder from Km. 153.00 to 259.300 (length 106.300 Km.) under NHDP-IV in the state of Rajasthan on EPC mode :- **User fee Rate Revision w.e.f. 01.04.2022.**

Ref:- (i) Published fee notifications S.O.3163 (E) dated 29.06.2018

(ii) Your letter no. NHA/PIU-Barmer/User Fee Rates/2022-23/7929 dated 21.03.2022

Sir,

Please refer to the above subject and references. In this context, it is intimated that the Competent Authority of NHA has approved the revised rates of User Fee to be applicable at Hathitala & Bor Charnan from 01.04.2022 for the year 2022-23 as under:

**Hathitala & Bor Charnan Toll Plaza** at Km. 175.680 & 238.585 for the section from km. 153.00 to 259.300 (length 106.300 Km.) at Barmer-Sanchore-Gujraat Border (Upto Gandhav Bridge) Section of NH-15 in the state of Rajasthan.

(i) Applicable Fee Rates at **Hathitala Toll Plaza**:

Category	Fee for single Journey(Rs.)	Fee for return journey within a day(Rs.)	Fee for monthly pass for 50 single journeys in a month (Rs.)	Fee for commercial vehicles registered within the district of plaza(Rs.)
Car/Jeep/ van or LMV	55	85	1905	30
LCV / LGV / Mini Bus	90	140	3080	45
Truck/Bus (2 Axle)	195	290	6455	95
Three Axle Commercial Vehicles	210	315	7045	105
HCM/EME/MAV(4 to 6 axles)	305	455	10125	150
Oversized vehicle (7 or more axles)	370	555	12325	185

18/3



2/3

(ii) The user fee rates for 2022-23 have been calculated based on following details

Details	Particulars	Length (in km)
Road Length (kms)	2/4 Lane Road Length in Kms (excluding length of bypass, if any)	67.00
	Structure on road Length in Kms	0.0
	Net Road Length without structures >60m ( in Kms)(A)	<b>67.00</b>
Bypass Length (kms)	Length of the bypass costing more than Rs 10 crores	0.00
	Structure on Bypass Length in Kms	0.00
	Net Bypass Length without structures >60m ( in Kms)(B)	<b>0.00</b>
Structure Length (kms)	Total length of Structure >60m (On Road & Bypass)	0.00
	Converted equivalent road length for Structures >60m ( in Kms)(C)	0.00
	Equivalent tollable Length (D=A+B+C)	<b>67.00</b>

(iii) Applicable Fee Rates at **Bor Charnan Toll Plaza**:

Category	Fee for single Journey(Rs.)	Fee for return journey within a day(Rs.)	Fee for monthly pass for 50 single journeys in a month (Rs.)	Fee for commercial vehicles registered within the district of plaza(Rs.)
Car/Jeep/ van or LMV	45	70	1570	25
LCV / LGV / Mini Bus	75	115	2540	40
Truck/Bus (2 Axle)	160	240	5320	80
Three Axle Commercial Vehicles	175	260	5800	85
HCM/EME/MAV(4 to 6 axles)	250	375	8340	125
Oversized vehicle (7 or more axles)	305	455	10150	150

18M

3/3

(iv) The user fee rates for 2022-23 have been calculated based on following details

Details	Particulars	Length (in km)
Road Length (kms)	2/4 Lane Road Length in Kms (excluding length of bypass, if any)	39.376
	Structure on road Length in Kms	0.908
	Net Road Length without structures >60m ( in Kms)(A)	38.468
Bypass Length (kms)	Length of the bypass costing more than Rs 10 crores	0.00
	Structure on Bypass Length in Kms	0.00
	Net Bypass Length without structures >60m ( in Kms)(B)	0.00
Structure Length (kms)	Total length of Structure >60m (On Road & Bypass)	0.908
	Converted equivalent road length for Structures >60m ( in Kms)(C)	9.08
	Equivalent tollable Length (D=A+B+C)	47.548


3. The Rates for monthly pass applicable for local non-commercial vehicle residing within a distance of 20 Km. from the above toll plaza for the year 2022-23 shall be Rs. 315/- subject to revision every year as per the provision of the 2008 Amended Fee Rules.

4. Detailed calculation sheet is also enclosed herewith, so that, the above rates may be rechecked at your end before implementation. In case, any discrepancy is found, the same may immediately be informed to NHAI, RO-Jaipur.

5. Please confirm after its implementation and copy of advertisement for commencement of revised user fee is also be provided to NHAI, RO-Jaipur.

**This issue with the approval of the Competent Authority.**

संलग्न:- उपरोक्तानुसार




भवदीय  
  
22/3/2022  
(बी.एस.किनियाँ)  
सहायक प्रबन्धक (वित्त एवं लेखा)

Copy to followings for kind information & further needful please.

- (i) CGM (CO), NHAI, HQ, New Delhi.
- (ii) GM (T) - Rajasthan, NHAI HQ, New Delhi.
- (iii) GM (Electronics) NHAI HQ, New Delhi.
- (iv) COO (IHMCL), New Delhi.



Calculation of fee amount to be charged from road users of Barmer - Sanchore - Gujarat Border (upto Gandhav Bridge) section of NH-15 with two lane with paved shoulder from Km. 153.000 to 259.300 (length 106.300KM.) under NHDP-IV in the State of Rajasthan on EPC Mode

For the year 2022-23									
	Car	LCV	Truck/ Bus	Three axle Commercial Vehicles	HCM	Oversized	Monthly Pass		
Total Equivalent tolling length = 67.00 Km including 62.400 km of 2 lane Road length, 4.600 km of 4 lane Road Length Hathitala Fee Plaza at Km 175.694									
1	0.65	1.05	2.20	2.40	3.45	4.20	150		
2	0.2925	0.4725	0.99	1.08	1.5525	1.89	67.5		
3	0.9425	1.5225	3.19	3.48	5.0025	6.09	217.5		
4	208.7	208.7	208.7	208.7	208.7	208.7	208.7		
5	440.45	440.45	440.45	440.45	440.45	440.45	440.45		
6	0.4442	0.4442	0.4442	0.4442	0.4442	0.4442	0.4442		
7	0.4186	0.6763	1.4169	1.5457	2.2220	2.7050	96.6088		
8	1.3611	2.1988	4.6069	5.0257	7.2245	8.7950	314.1088		
9	0.8167	1.3193	2.7642	3.0154	4.3347	5.2770			
10	62.4000	62.4000	62.4000	62.4000	62.4000	62.4000	62.4000		
11	0.0000	0.0000	0.0000	0.0000	0.0000	0.0000	0.0000		
12	62.4000	62.4000	62.4000	62.4000	62.4000	62.4000	62.4000		
13	4.6000	4.6000	4.6000	4.6000	4.6000	4.6000	4.6000		
14	0.0000	0.0000	0.0000	0.0000	0.0000	0.0000	0.0000		
15	4.6000	4.6000	4.6000	4.6000	4.6000	4.6000	4.6000		
16	0.0000	0.0000	0.0000	0.0000	0.0000	0.0000	0.0000		
17	0.0000	0.0000	0.0000	0.0000	0.0000	0.0000	0.0000		
18	0.0000	0.0000	0.0000	0.0000	0.0000	0.0000	0.0000		
19	0.0000	0.0000	0.0000	0.0000	0.0000	0.0000	0.0000		
20	0.0000	0.0000	0.0000	0.0000	0.0000	0.0000	0.0000		
21	0.0000	0.0000	0.0000	0.0000	0.0000	0.0000	0.0000		
22	50.961	82.322	172.483	188.164	270.485	329.287	40.46		
23	6.26	10.11	21.19	23.12	33.23	40.46			
24	0.00	0.00	0.00	0.00	0.00	0.00	0.00		
25	57.22	92.44	193.68	211.28	303.72	369.74	315		
26	55	90	195	210	305	370			
27	85.83	138.65	290.51	316.92	455.58	554.62			
28	85	140	290	315	455	555			
29	1907.41	3081.20	6455.84	7042.74	10123.94	12324.79			
30	1905	3080	6455	7045	10125	12325			
31	28.61	46.22	96.84	105.64	151.86	184.87			
32	30	45	95	105	150	185			
33	AG	AG	AG	AG	AG	AG	AG		
Prepared / Calculated by									
 (B.S. Kiriya) Assistant Manager (F&A)									
Rechecked By									
 (K.R. Chouhan) DGM (T)									
Counter Signed by									
 (Pradeep Muddgal) G.M. (T)									



Calculation of fee amount to be charged from road users of Barmer - Sanchore - Gujarat Border (upto Gandhav Bridge) section of NH-15 with two lane with paved shoulder from Km. 153.000 to 259.300 (length 106.300KM.) under NHDP-IV in the State of Rajasthan on EPC Mode

For the year 2022-23										
	Car	LCV	Truck/ Bus	Three axle Commercial	HCM	Oversized	Monthly Pass			
1	0.65	1.05	2.20	2.40	3.45	4.20	150			
2	0.2925	0.4725	0.99	1.08	1.5525	1.89	67.5			
3	0.9425	1.5225	3.19	3.48	5.0025	6.09	217.5			
4	208.7	208.7	208.7	208.7	208.7	208.7	208.7			
5	440.45	440.45	440.45	440.45	440.45	440.45	440.45			
6	0.4442	0.4442	0.4442	0.4442	0.4442	0.4442	0.4442			
7	1.3611	2.1988	4.6069	5.0257	7.2245	8.7950	96.6088			
8	0.8167	1.3193	2.7642	3.0154	4.3347	5.2770	314.1088			
9	24.0570	24.0570	24.0570	24.0570	24.0570	24.0570	24.0570			
10	0.0760	0.0760	0.0760	0.0760	0.0760	0.0760	0.0760			
11	23.9810	23.9810	23.9810	23.9810	23.9810	23.9810	23.9810			
12	15.3190	15.3190	15.3190	15.3190	15.3190	15.3190	15.3190			
13	0.8320	0.8320	0.8320	0.8320	0.8320	0.8320	0.8320			
14	14.487	14.487	14.487	14.487	14.487	14.487	14.487			
15	0.0000	0.0000	0.0000	0.0000	0.0000	0.0000	0.0000			
16	0.0000	0.0000	0.0000	0.0000	0.0000	0.0000	0.0000			
17	0.0000	0.0000	0.0000	0.0000	0.0000	0.0000	0.0000			
18	0.832	8.320	8.320	8.320	8.320	8.320	8.320			
19	0.0760	0.0760	0.0760	0.0760	0.0760	0.0760	0.0760			
20	0.0760	0.0760	0.0760	0.0760	0.0760	0.0760	0.0760			
21	26.380	42.613	89.285	97.402	140.015	170.453	170.453			
22	20.75	33.52	70.24	76.63	110.15	134.10	134.10			
23	47.13	76.14	159.53	174.03	250.17	304.55	304.55			
24	45	75	160	175	250	305	315			
25	70.70	114.21	239.29	261.04	375.25	458.83	458.83			
26	70	115	240	260	375	455	455			
27	1571.10	2537.93	5317.56	5800.98	8338.91	10151.71	10151.71			
28	1570	2540	5320	5800	8340	10150	10150			
29	23.57	38.07	79.76	87.01	125.08	152.28	152.28			
30	25	40	80	85	125	150	150			
31	Rechecked By				Counter Signed by					
32	(K.R. Chouhan)				(Predeep Muegal)					
33	DGM (T)				G.M. (T)					

Total Equivalent tolling length = 47.55 Km including 23.981 km of 2 lane Road length, 14.487 km of 4 lane Road Length & 0.83 km of structure having equivalent length of 8.32 km. Bor Charnan Fee Plaza at Km 238.585

Revised base rates

2 Fixed increase (15\*3%)

3 Revised base rates

4 WPI as on 06.01.07

5 WPI for Dec, 21 (143.3 x 1.873 x 1.641=440.45)

Variable increase

6 40% of increase in WPI (As % of revised base rates)

7 Increase in base rates due to change in WPI

8 Revised base rates

9 Revised base rates for the two lane section

2 lane Road Length (kms)

10 2 lane Road Length in Kms (excluding length of bypass, if any)

11 Structure on Road Length in Kms

12 Net 2 lane Road Length without structures >60m ( in Kms)

4 lane Road Length (kms)

13 4 lane Road Length in Kms (excluding length of bypass, if any)

14 Structure on Road Length in Kms

15 Net 4 lane Road Length without structures >60m ( in Kms)

Bypass Length (kms)

16 Length of the 2 lane bypass costing more than Rs 10 crores

17 Structure on Bypass Length in Kms

18 Net 2 lane Bypass Length, without structures >60m ( in Kms)

Structure Length (kms)

19 Total length of 2 lane Structure >60m (On Road & Bypass)

20 Converted equivalent road length for Structures >60m ( in Kms)

21 Total length of 4 lane Structure >60m (On Road & Bypass)

Structure Length (kms)

22 Converted equivalent road length for Structures >60m ( in Kms)

23 Fee for 2 lane road stretch

24 Fee for the 4 lane road stretch

25 Fee for the 2 lane bypass

26 Fee for the whole section

27 Rounded off fee for single trip

28 Prerounded fee for return trip

29 Rounded off fee for return trips

30 Prerounded fee for monthly pass for 50 trips

31 Rounded off fee for monthly pass valid for 50 single trips

32 Discounted Fee for the commercial vehicles registered within the district

33 Rounded off Fee for the commercial vehicles registered within the district

Prepared / Calculated by

(B.S. Kitiya)

Assistant Manager (Tech.)

Rechecked By

(K.R. Chouhan)

DGM (T)

Counter Signed by

(Predeep Muegal)

G.M. (T)